

This won't take long.



We're here to help.

Web Support

Please visit our website at www.plxdevices.com or join our support forum at www.plxdevices.com/forum/

E-Mail Support

Send messages to support@plxdevices.com

Telephone Support

Technical support will answer technical and troubleshooting questions regarding your Kiwi Bluetooth during normal business hours.

For US customers toll free +1 (877) 475-6319

For International customers +1(408) 745-PLX1 (7591)


Step 1:

Connect the OBD II cable to your vehicle's OBD II port and start car



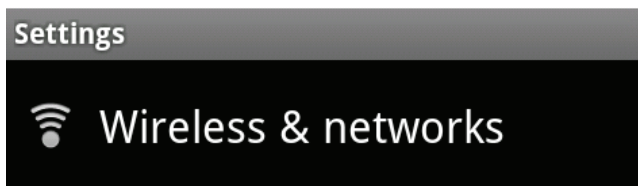
Step 2:

Go to Settings on your Android phone



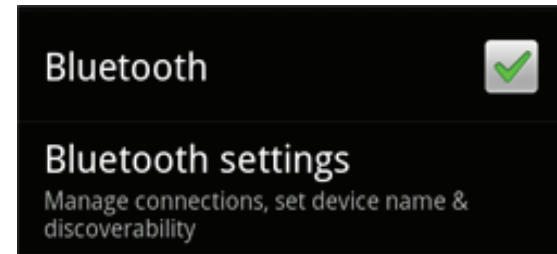
Step 3:

Tap on Wireless & networks

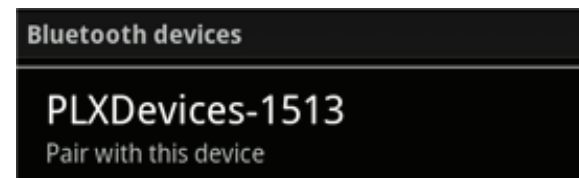


Step 4:

Check the Bluetooth box and then tap Bluetooth Settings

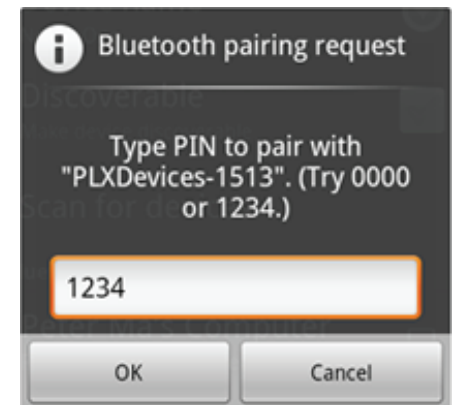


Under Bluetooth Devices, tap PLXDevices-XXXX



Step 5:

Enter 1234 when prompted



Step 6:

Launch your favorite app!

